

Royal Canadian Sea Cadet Corps

QUINTE



New Entry Workbook

UNIT PRODUCED WORKBOOK

FOREWARD AND PREFACE

Issuing Authority This HANDBOOK is not an official or authorized publication. This publication is created at the local level and is not intended to be considered an official publication.

Development Development of this HANDBOOK is meant to support and augment training requirements of the cadet unit not detailed in existing CCO training publications. The cadet unit may augment, add or delete material as they require to deliver the program as detailed by CCO training publications or local requirements.

Purpose of the HANDBOOK The publication to be used by the cadet unit in conjunction with other resources to conduct the Cadet Training Program, including both Mandatory and Complementary Training.

Effective Date This publication is effective upon receipt. Subsequent changes are effective upon receipt .

Issued: 1 Oct 2022

Version: 2.1 (19 Oct 2022)

MJT October 2022

My Name: _____

My Rank: _____

My Division: _____

TABLE OF CONTENTS

• INTRODUCTION TO CADETS	Page 3
• WHAT WILL I BE DOING	Page 4
• WHAT HAPPENS ON A THURSDAY NIGHT	Page 5
• NORMAL WEEKLY TRAINING	Page 6
• BUILDING TOUR	Page 7-8
• CADET RANKS	Page 9-10
• OFFICER RANKS	Page 11-12
• WHO DOES WHAT?	Page 13-14
• CHAIN OF COMMAND	Page 15
• DRILL	Page 16
• AIMS OF SEA CADETS	Page 17
• UNIFORMS	Page 18-20
• NAVAL TERMINOLOGY	Page 21-22



INTRODUCTION TO CADETS

Welcome to RCSCC (Royal Canadian Sea Cadet Corps) QUINTE! As a new cadet you may be overwhelmed at everything going on but don't worry, before long you will be familiar with what's happening and enjoying all the exciting opportunities that the Sea Cadet program offers.

Over the next few weeks you will be having classes to explain the basic things you need to know and to prepare you for a thrilling adventure as you continue through your time as a Sea Cadet.

Lets start on the next couple pages by looking at what we do and how our regular training nights usually run.



What Will I Be Doing?

Our activities at RCSCC Quinte are broken up into a few different types. Write down an example of each type of activity.

Regular Training:

Optional Training:

Social / Fun:

Teams:

Fundraising:

Summer:

What Happens on a Thursday Training Night?

A regular training has six (6) parts you should know about:

Colours:

Periods:

Stand Easy:

Sunset:


Guard:

Duty:

NORMAL WEEKLY TRAINING

Most Thursday nights will follow this schedule.

<u>Time</u>	<u>Event</u>
1815 (6:15pm)	Cadets arrive
1830 (6:30pm)	Cadets gather on Main Deck for Colours
1855 (6:55pm)	First Period
1925 (7:25pm)	Second Period
1955 (7:55pm)	Stand Easy (Break)
2020 (8:20pm)	Third Period
2050 (8:50pm)	Cadet gather on Main Deck for Sunset
2130 (9:30pm)	Cadets are finished



BUILDING TOUR

By now you have seen the building that we parade at but do you know what and where all the rooms are or that we have a more naval term that we call our building? Your instructor is going to take you on a tour of the building and explain what all the parts are now. Listen, ask questions and remember that other classes are also happening now so don't be too loud!

What Did You Learn?

There were lots of parts of the building that you just saw but do you remember what they all were? Write down some notes so you don't forget!

Our Building is Called a ...?

Boat Deck:

Main Deck:

Galley:

Upper Deck:

CO's Cabin:

Admin:

Supply:

Wardroom:

CADET RANKS

Have you noticed those badges that the other Cadets are wearing on their arms? Wonder what they mean? Lets look at the Cadet Rank Badges and explain what each one is!

NO BADGE





OFFICER RANKS

Now you have learned the ranks for your fellow cadets, have you noticed that the adults wear different uniforms and ranks? Lets take a look and see what they are!

NO UNIFORM





WHO DOES WHAT?

You have learned everybody's ranks but what is it they actually do? With your instructor lets go through all the jobs here at Quinte and see what they are and who does them!

Commanding Officer:

Executive Officer:

Training Officer:

Assistant Training Officer:

Admin Officer:

Supply Officer:

Accommodations Officer:

Band Officer:

Instructors:

CHAIN OF COMMAND

So at this point you have learned a lot! Now you may be wondering, who do I talk to if I need to know something or have a problem? Well lets find out!

Commanding Officer

Executive Officer

Divisional Officer

Divisional Petty Officer

You (Cadet)

DRILL

Have you noticed that all the cadets able to move together at the same time when on parade? It's not magic, it's drill! With your instructor lets learn some movements so you can join in.

- ◆ Attention
- ◆ Stand At Ease
- ◆ Stand Easy
- ◆ Saluting
- ◆ Fall In / Fall Out
- ◆ Dismissal
- ◆ Right Dress

AIMS OF SEA CADETS

Did you know that the entire Sea Cadet program has three aims? Lets look at them and discuss with your instructor what each one means!

Promote Physical Fitness:

Promote Canadian Citizenship:

Promote An Interest In the Canadian Forces:


UNIFORMS

We are getting close to being done, you are almost ready to be sworn in and become an Ordinary Cadet! First lets take a quick look at the two uniforms you will be wearing most of the time and learn to identify the parts.

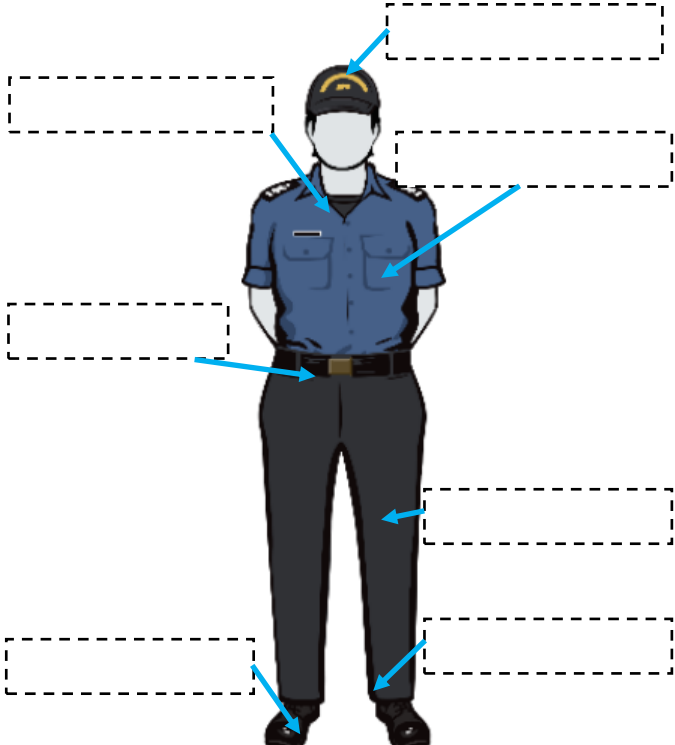
Hopefully by this time you have been issued your uniform. If not, at Stand Easy or after Sunset, go and see the Supply Officer and ask when they can get you into it.

With your uniform parts, you received a manual with lots of useful information about how to clean and take care of your uniform as well as things like badge placement and tips for polishing your boots. Make sure to hold onto that manual for future reference as it will be helpful through your time as a Sea Cadet.

SERVICE DRESS



TRAINING DRESS



NAVAL TERMINOLOGY

Congratulations! You have made it. This is the end - but before you march off to join your crewmates lets quickly learn a few terms that will help you to communicate better with them.

Heads:

Secure:

Scran Locker:

Bulkhead:

Ship's Company:

Gangway:

Boatswain Closet:

Kye:

Belay:

Deck:

Pipe Down:

Aye Aye:

And there you go, that was a breeze wasn't it? Now you are ready to jump into your adventure as a Sea Cadet. Welcome Aboard!

Belleville Sea Cadets (RCSCC QUINTE)

16 South Front St.

Belleville, ON K8N 2Y3

613-962-4647



Instagram

@rcsccquinte

facebook

@bellevilleseacadets

www.bellevilleseacadets.com



The Navy League of Canada - Belleville Branch